

Applicant Guidance Notes

DBS Online Disclosure Guide (eBulkPlus)



Contents

Applicant Guidance Notes	2
Logging onto the System	3
Statement of Fair Processing	4
Application Pre-entry Statement	5
Section 1 – About You	6
Section 2 – Address History	7
Section 3 – Additional Info	8
Section 4 – Employment Details	9
Section 5 – Confirmation and Consent	10
Complete Application.....	11
DBS List of Acceptable Identification	12

Applicant Guidance Notes

An online DBS check can be completed by accessing the internet from any device that has this facility. This includes a smart phone, tablet, laptop or PC. It is supported on the latest versions of all modern browsers; however, we do not recommend access via Internet Explorer as this browser is unsupported both by our technology and soon by Microsoft also. If you do not own your own computer, you can go to any internet café or local library. Please be aware that you must complete your application form in full as part completed applications form cannot be saved.

Starting your application

You can start your application one of two ways depending on how you have been invited by the employer requesting this check to be carried out on you.

Option 1 – via a direct link within an email invitation

If you have received an email invitation containing a direct link to completing your application, simply click the link contained in your email and skip to page 4 of this guide.

Option 2 – accessing our system through your browser

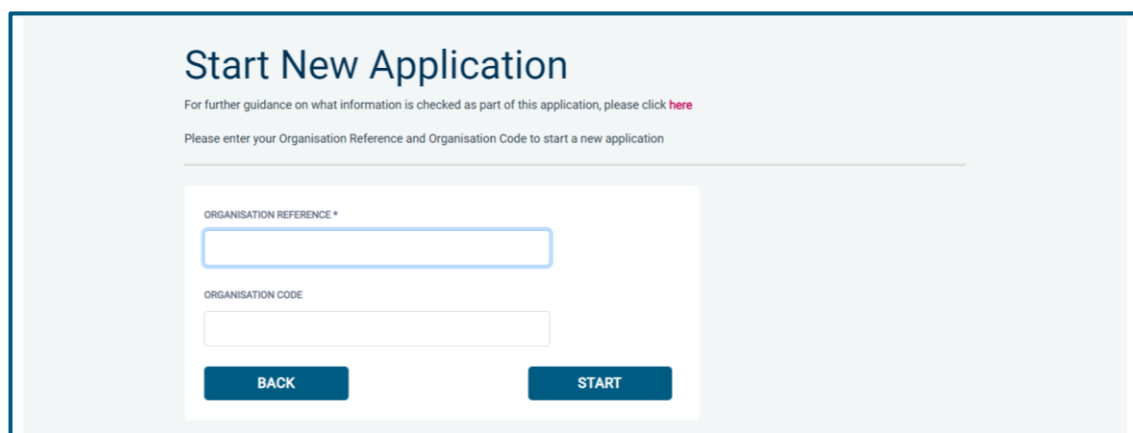
Please enter the following address in the web browser:

<https://disclosure.capitarvs.co.uk/crvs>

If you are **not** taken directly to the 'Start New Application' page, please click on '**Start Application**' in the white box entitled '**Standard / Enhanced DBS Application**' to enter the system and start your application.

Please note at this stage of the process your login details are case sensitive.

1. Enter the Organisation Reference that has been supplied to you by the company that you will be/are working for.
2. Enter the Organisation Code that has been supplied to you by the company that you will be/are working for.



The screenshot shows a web form titled "Start New Application". Below the title, there is a link for further guidance. The main instruction is "Please enter your Organisation Reference and Organisation Code to start a new application". There are two input fields: "ORGANISATION REFERENCE *" and "ORGANISATION CODE". At the bottom of the form, there are two buttons: "BACK" and "START".

Once you have completed this section click 'Enter'.

Statement of Fair Processing

You will now be taken to the 'eBulkPlus Statement of Fair Processing' outlining the terms and conditions. Please read the statement and tick the box to confirm this has been read and agreed to.

Security Watchdog Statement of Fair Processing

By accessing this website and providing Security Watchdog, part of Capita plc with your personal details, you agree to accept and be bound by the terms of this statement of fair processing which is summarised below.

Using the IT specification supplied by the Disclosure and Barring Service (DBS), Security Watchdog has produced an online disclosure system, eBulkPlus, which is an alternative to the standard paper forms, therefore allowing you to complete your application at any location with internet access.

Our online service is committed to protecting the privacy of our users. When you supply any personal information to this site we have legal obligations towards you in the way we deal with your data as follows:

1. We will hold your personal information on our systems for as long as needed to meet the service you have requested, and remove it in the event that the purpose has been met.
2. We will ensure that all personal information supplied is held securely, in accordance with the UK Data Protection Legislation and the European General Data Protection Regulation (GDPR).
3. We will provide a safe and secure experience for users of this site.
4. We will ensure that the information you submit to us remains private, and is only used for the purposes set out below.

Fair Processing Principles

- Your personal information is only processed with your knowledge.
- Only information that we actually need is collected and processed.
- Your personal information is only seen by those who need it to do their jobs.
- Personal information is retained only for as long as it is required.
- Decisions affecting you are made on the basis of reliable and up to date information.
- Your information is protected from unauthorised or accidental disclosure.
- Inaccurate or misleading data will be corrected as soon as possible.
- Procedures are in place for dealing promptly with any dispute.

All information requested is used solely for the purpose of producing a Disclosure Scotland or DBS certificate (as appropriate for your location) and is collected, stored and processed by Security Watchdog, Disclosure Scotland and the DBS in accordance with the UK Data Protection Act Legislation and GDPR. We will treat your personal information as confidential and we will not disclose it to any third party except: (i) with your prior agreement; (ii) as necessary for providing our eBulkPlus online disclosure service to you; or (iii) as required by law.

Any organisation which uses this eBulkPlus online disclosure service is obliged to sign a service contract requiring them to:

- Abide by the UK Data Protection Legislation and GDPR
- Have a policy for secure storage, handling, use, retention and disposal of Disclosures and Disclosure Information

The Security Watchdog eBulkPlus solution is hosted within an ISO27001, Capita owned data centre and all components of the service are protected by intrusion detection and intrusion prevention devices. Completed applications are fully encrypted and securely transferred to Disclosure Scotland and DBS using the eBulkPlus Interface.

The Disclosure and Barring Service will refer the details provided on this application form to government and law enforcement bodies in accordance with any relevant legislation. The details provided to these bodies will be used for identifying possible matches to records held by them. Where such a match is established, data may be released to the DBS for inclusion on any certificate issued. The details provided on this form may be used to update the records held by the bodies specified above. The details provided on the application form may be used to verify your identity for authentication purposes. The DBS may use any information provided by the DBS on a certificate or otherwise held by the DBS to inform any of its barring decisions made under its powers within the Safeguarding Vulnerable Groups Act 2006.

I HAVE READ AND UNDERSTAND THIS STATEMENT (TICK TO CONFIRM)

NEXT

Once you have ticked the consent box please click 'Next'

Application Pre-entry Statement

You will now see the application pre-entry statement; this gives concise information in regards to the requirements by the DBS regarding acceptable identification in support of your DBS application.

The screenshot shows a web form titled 'SECURITY WATCHDOG Part of Capita plc'. The main content area contains the following text:

A key requirement of the Certificate process through the Disclosure and Barring Service (DBS) is for your identification to be verified by the organisation requesting this Certificate on you.

If you do not hold at least one of the identification documents listed below you should seek clarification from the organisation requesting this Certificate on you prior to starting your application as you may not be able to submit your application online.

- Current valid Passport (Any country)
- Biometric Residence Permit (UK)
- Current Driving Licence (UK, Isle of Man/Channel Islands) (full or provisional)
- Birth Certificate (UK & Channel Islands) - issued within 12 months of your date of birth

Sometimes, we might be required to undertake an External ID Verification Validation check. If so this is undertaken independently and may require your consent.

Please read the document DBS list of acceptable identification for details about the identification we require. You can get further guidance about the DBS Certificate process at www.homeoffice.gov.uk/dbs.

Please note, only English language applications can be submitted online - Welsh language applications must be submitted using the paper application route. If you require your certificate to be produced in the Welsh language please do not continue with this online application and contact the organisation requesting this application on you as a Welsh language application form must be completed and submitted to the Disclosure & Barring Service.

I HAVE READ AND UNDERSTAND THIS STATEMENT (TICK TO CONFIRM)

PREVIOUS NEXT

Applicant Consent Form
Rehabilitation of offenders Guidance

Data Protection Policy
Safe Handling Policy

Once you have ticked the consent box please click 'Next'

- The application form is a simple 5 step process. Please complete all fields.
- Mandatory fields are denoted by (*)

Mistakes on the application form will cause delays in processing.

Section 1 – About You

Third Party Details

If you are completing the application on behalf of someone else, please ensure you answer ‘Yes’ to the first question within the ‘Third Party Details’ section. Please then provide your personal details within the ‘Third Party Details’ section but the details of the person you are completing it on behalf of, for the rest of the application.

Applicant’s Details

Please enter your personal details.

If you have any middle name(s) ensure that you enter these details, particularly those that appear on your identity documents, e.g. passport, driving licence, birth certificate, etc. Any missing information from this or any other section can severely delay the processing of your criminal record check.

The screenshot shows a web application form titled 'About You'. At the top, there is a navigation bar with links: ABOUT YOU, ADDRESS HISTORY, ADDITIONAL INFO, EMPLOYMENT, CONFIRMATION, and PAYMENT. Below the navigation bar, the main heading is 'About You' with a sub-note: 'The application form is a simple 6 step process, please complete all fields provided. Mandatory fields are denoted by *'. The form is divided into two main sections: 'Third Party Details' and 'Personal Information'. The 'Third Party Details' section contains a question: 'ARE YOU COMPLETING THIS APPLICATION ON BEHALF OF SOMEONE ELSE? (*)' with a dropdown menu labeled 'Select'. The 'Personal Information' section contains several fields: 'GENDER *' (dropdown), 'TITLE *' (dropdown), 'FORENAME *' (text input), 'MIDDLE NAME 1' (text input with a help icon), 'MIDDLE NAME 2' (text input), 'MIDDLE NAME 3' (text input), 'SURNAME *' (text input), 'DATE OF BIRTH *' (date picker with DD, MM, and YYYY dropdowns), 'DO YOU HOLD A VALID PASSPORT? *' (radio buttons for NO and YES), 'DO YOU HOLD A VALID UK DRIVING LICENCE? *' (radio buttons for NO and YES), and 'NI NUMBER' (text input).

Once you have completed this section click ‘Next’.

Section 2 – Address History

Please enter your current address either using the address lookup tool or manually. If you have not lived at this property for more than five years, you will be taken to another screen. Here you will be required to add any additional addresses to ensure your address history goes back the required five years. **Please note if you do not provide a minimum of five years address history, you will not be able to proceed to the next stage of the application process.**

Address Dates

There cannot be any gaps in your address history, however overlaps are allowed. Please ensure that the month and year of each address follows that of the previous address where relevant. Students who switch between their permanent residence and education establishments can enter their permanent residence as their main address and enter education addresses that overlap the main address. Once an address has been entered, you can edit any information by clicking on the 'Edit' button.

Postcode

Please ensure that all UK addresses have a full postcode; if you cannot remember your postcode please use the address lookup tool to populate the address by searching using the first line of your address.

No Fixed Abode UK

If you were of no fixed abode within the UK please enter the nearest hostel address to the location you were based.

Foreign Addresses/Travelling Overseas

If you have travelled overseas and cannot supply the address for a foreign country then please enter 'no fixed abode' for Address Line 1. Please then enter the Town/City and Country of where you were residing within this period.

ABOUT YOU — ADDRESS HISTORY — ADDITIONAL INFO — EMPLOYMENT — CONFIRMATION — PAYMENT

Address History

Please enter your current address
Mandatory fields are denoted by *

There cannot be any gaps in your address history, however overlaps are permitted. If you are a student and switch between your permanent home residence and term-time educational residence, first enter your permanent home residence dates to cover your entire educational period. Educational establishment residences can then be entered with the dates that you were purely residing at these addresses during term times. If you have two current addresses, please ensure the address where you wish to receive your DBS certificate is stated as your current address. Your second current address can then be entered as a previous address but with overlapping dates.

Current Address

COUNTRY *

ADDRESS FINDER ⓘ

ADDRESS LINE 1 * ⓘ

ADDRESS LINE 2

TOWN *

COUNTY

DATE FROM *
MM YYYY

Once you have completed this section click **'Next'**.

Section 3 – Additional Info

Place of Birth

Please enter details of your place of birth.

Nationality at Birth

Please enter your Nationality at birth and state YES or NO as to whether this has changed since you were born. If this has changed, you will be required to enter your current nationality.

Changed Surname

If you have changed your surname please provide your birth surname and the year you changed it. Please ensure that where names change they run in date order and with no gaps.

Other Names

Please provide details of any other names used at any time during your lifetime and the dates during which the names were used. Please enter each forename, middle name(s) and surname separately using the 'Add Name' button below. If you have used any aliases, e.g. William known as Bill, please also supply these details.

Failure to supply any additional information may cause your application to be delayed.

Additional Information
Please complete the following additional information
Mandatory fields are denoted by *

Place of Birth

TOWN*

COUNTY

COUNTRY*
Select

NATIONALITY AT BIRTH*
Select

HAVE YOU CHANGED YOUR NATIONALITY SINCE BIRTH? *
Select

HAVE YOU CHANGED YOUR BIRTH SURNAME? *
Select

Other Names
Please provide details of any other names used at any time during your lifetime and the dates during which the names were used. Please enter each forename and surname separately using the Add Name button below.

ADD NAME

NAME	TYPE	FROM	TO
No records have been created			

Once you have completed this section click 'Next'.

Section 4 – Employment Details

Position Applied For

Please insert the correct job role as supplied to you by your current/new employer. You will either be required to select your job role from the dropdown list provided or enter this manually. No abbreviations are permissible, e.g. Admin Asst should read Administrative Assistant. If you are a volunteer do not enter just volunteer, please enter in which capacity your job role is, e.g. Coach.

Failure to enter the correct job role may cause your application to be delayed.

Employer Name

This has been defaulted to the organisation you are applying through and should not be amended.

The screenshot shows a web form titled "Employment Information". At the top, it says "Please complete the following employment details. Mandatory fields are denoted by *". The form is divided into two main sections: "Employment Details" and "Conviction History".

Employment Details

- POSITION APPLIED FOR* (with an information icon): A text input field.
- EMPLOYER NAME* (with an information icon): A text input field.
- INVOICE CLIENT 1: A text input field.

Conviction History (with an information icon)

DO YOU HAVE ANY CONVICTIONS OR CAUTIONS (EXCLUDING YOUTH CAUTIONS, REPRIMANDS OR WARNINGS) THAT ARE NOT 'PROTECTED' AS DEFINED BY THE MINISTRY OF JUSTICE?*

The amendments to the Rehabilitation of Offenders Act 1974 (Exceptions) Order 1975 (2013 and 2020) provides that when applying for certain jobs and activities, certain convictions and cautions are considered 'protected'. This means that they do not need to be disclosed to employers, and if they are disclosed, employers cannot take them into account.

Guidance about whether a conviction or caution should be disclosed can be found on the Ministry of Justice website: [Click Here](#)

Select (dropdown menu)

At the bottom of the form, there are two buttons: "PREVIOUS" and "NEXT".

Conviction History

If you have **never** been convicted of a criminal offence or received a caution, then please select '**No**'. If you have been convicted of a criminal offence or received a caution (excluding youth cautions, reprimands or warnings) that **are** 'protected' as defined by the Rehabilitation of Offenders Act then please also select '**No**'.

If you have ever been convicted of a criminal offence or received a caution (excluding youth cautions, reprimands or warnings) that **is not** 'protected' as defined by the Rehabilitation of Offenders Act then please select '**Yes**'.

For more information, please refer to:

<https://www.gov.uk/government/publications/new-guidance-on-the-rehabilitation-of-offenders-act-1974>

Once you have completed this section click '**Next**'.

Section 5 – Confirmation and Consent

Now please read through your application to ensure that there are no omissions/errors before you submit your application. If you wish to edit a section of your application click on 'edit' next to the section of the form that requires changes.

At the end of the application please make sure that you complete the Applicant Consent section.

This has been defaulted to the organisation you are applying through and should not be amended.

ABOUT YOU — ADDRESS HISTORY — ADDITIONAL INFO — EMPLOYMENT — **CONFIRMATION**

Application Confirmation and Consent

To complete this application, please review the details entered, tick the consent box at the bottom of this page and click the Complete button.

Third Party Details edit

PERSONAL
ADDRESS
EMAIL
TELEPHONE NO
JOB TITLE

Personal Information edit

TITLE
MR
FORENAME
TEST
MIDDLE NAME
SURNAME
TEST
DATE OF BIRTH
01/01/1993
GENDER
MALE

Contact Details edit

LANGUAGE
ENGLISH
TELEPHONE NO
EMAIL ADDRESS

Address History edit

TEST
TEST
ST 1A
UNITED KINGDOM
Jan 2013
Present

Place of Birth edit

TOWN
TEST
COUNTRY
UNITED KINGDOM
NATIONALITY AT BIRTH
BRITISH
CURRENT NATIONALITY
BRITISH

Employment Details edit

POSITION APPLIED FOR
TEST
EMPLOYER NAME
INVOICE CLIENT 1

Conviction History edit

CONVICTIONS
No

Application Consent

Privacy Policy - Standard/Enhanced checks declaration

I have read the Standard/Enhanced Check Privacy Policy for applicants with [https://www.gov.uk/government/uploads/system/uploads/attachment_data/file/46863](#) and I understand how the CBS will process my personal data and the options available to me for submitting an application.

Consent to obtain a Bulk Standard/Enhanced check electronic result

I consent to the CBS providing an electronic result directly to the registered body that has submitted my application. I understand that an electronic result contains a message that indicates either the certificate is basic or is a secure certificate which will indicate that my certificate contains information. In some cases the registered body may provide this information directly to my employer prior to me receiving my certificate.

Declaration by Applicant

I confirm that I have provided complete and true information in support of this application and understand that knowingly making a false statement for this purpose is a criminal offence.

Security Warning Statement

If you do not provide your consent to any of the statements above, please contact your employer as your application cannot be submitted online and may need to be submitted via a paper application.

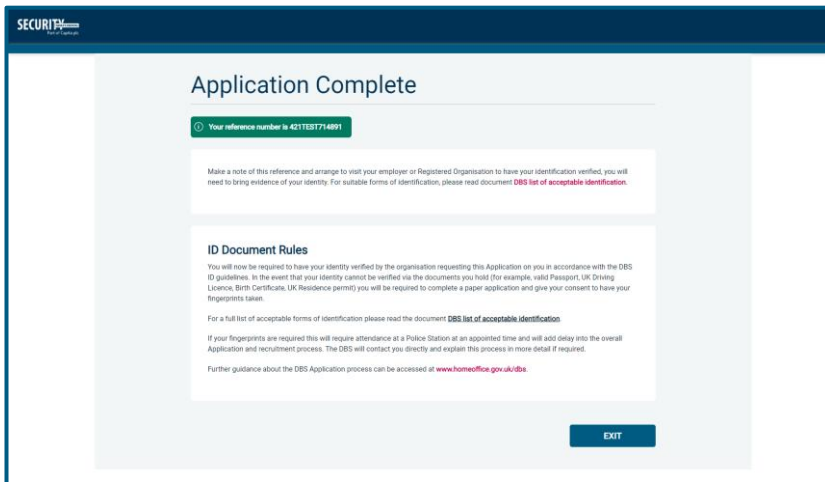
Please Note: If you are submitting this application on behalf of the applicant, you will need to obtain a signed and dated consent declaration from the applicant agreeing to all of the statements outlined above.

PREVIOUS
COMPLETE

Now click 'Complete'.

Complete Application

You have now completed your application form and you will be given a submission reference number. **Please make a note of this number for reference purposes.** If you entered an email address onto your application form you will receive a confirmation email containing these details.



Your application form will be processed by your employer once they have verified your identity. Please see below for guidance on identity verification.

Next step - identity verification

In line with the DBS code of practice all applicants requiring a DBS check must have their identity verified.

How do I have my identity verified?

There are two ways in which your identity can be verified, either digitally and remotely via our certified identity service provider (IDSP) or by providing original identification to your employer. Your employer will inform you how they wish to verify your identity. If you are verifying your identity digitally, you will receive a unique link by email to upload your documents and a selfie to our IDSP platform. If you are verifying your identity manually, please provide original identification to your Company's Nominated Person (usually Recruitment or HR Manager) and provide identification as listed in the acceptable ID table (see table below). Your application form will be processed by your employer once they have verified your identity, and then sent onto the DBS.

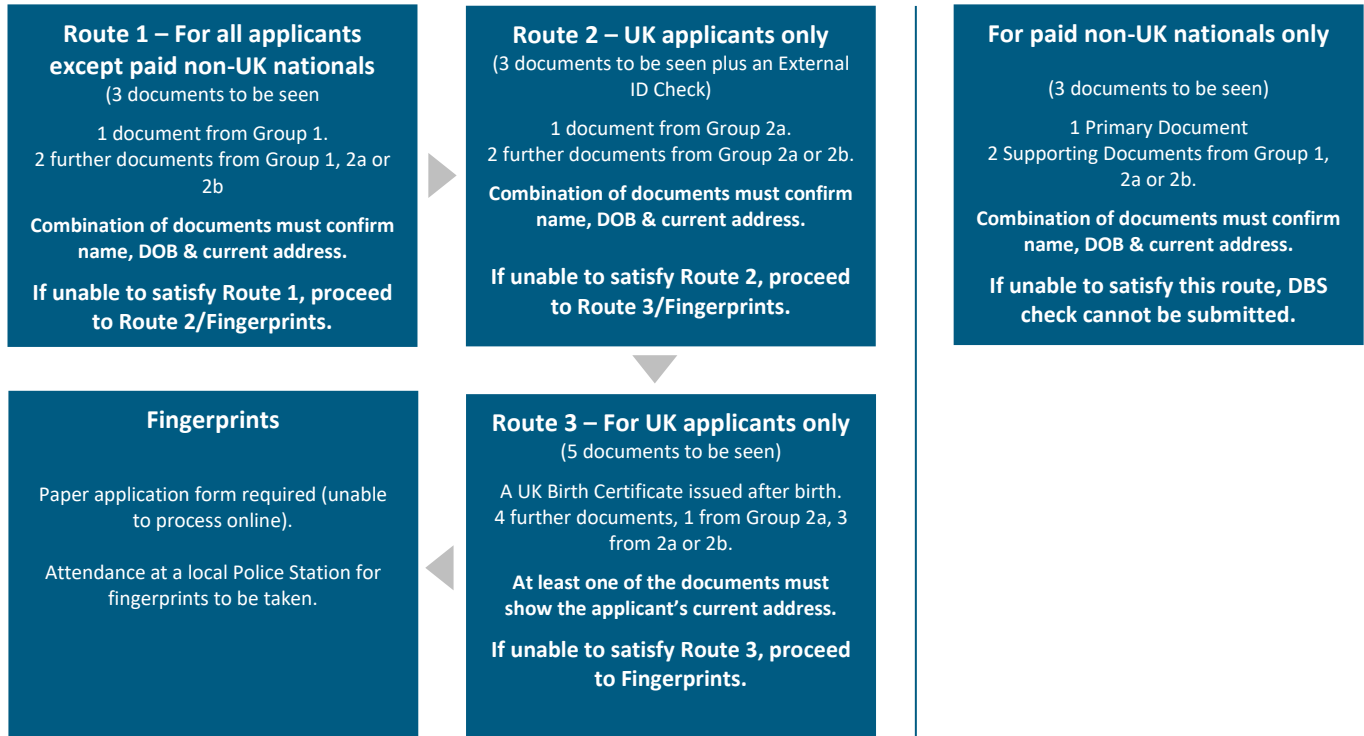
Tracking the progress of your application with the DBS

If you supplied an email address whilst entering your application, as soon as your application has been received at the DBS and is assigned a DBS Application Reference number you will receive a second email detailing this information. This email will also include details and links to the DBS website to enable you to track the progress of your application from the moment the disclosure process commences.

CONTACT DETAILS

Please contact your HR Team/Recruiting Manager if you have any queries regarding the DBS application process. If you experience any technical issues with the online system, please contact the eBulkPlus team on 01420558752. Lines open 9.00am-5.30pm Monday to Friday. Alternatively, you can contact us by e-mail at db.enquiries@capita.co.uk

DBS List of Acceptable Identification



Group 1 Primary Identity Documents

- Current valid Passport
- Biometric Residence Permit (UK)
- Current Driving Licence – photo card (UK / Isle of Man / Channel Islands) (Full or Provisional)
- Birth Certificate (UK / Isle of Man / Channel Islands) (Issued within 12 months of birth)
Full or short form acceptable including those issued by UK authorities overseas, such as Embassies, High Commissions & HM Forces. (Photocopies are not acceptable)
- Adoption Certificate (UK / Channel Islands)

Paid Non-UK Nationals Primary Documents

- A current passport or passport card showing that the holder is a national of the Republic of Ireland.
- A current document issued by the Home Office to a family member of an EEA or Swiss citizen, and which indicates that the holder is permitted to stay in the United Kingdom indefinitely.
- A current Biometric Immigration Document (Biometric Residence Permit) issued by the Home Office to the holder indicating that the person named is allowed to stay indefinitely in the UK or has no time limit on their stay in the UK.
- Online evidence of immigration status. Either via the View and Prove service or using the BRP or BRC online service. Issued by the Home Office to the employer or prospective employer, which indicates that the named person may stay in the UK and is permitted to do the work in question. Must be valid. Note: this includes the EUSS digital status confirmation.
- A current passport endorsed to show that the holder is exempt from immigration control, is allowed to stay indefinitely in the UK, has the right of abode in the UK, or has no time limit on their stay in the UK.
- A current Immigration Status Document issued by the Home Office to the holder with an endorsement indicating that the named person is allowed to stay indefinitely in the UK or has no time limit on their stay in the UK, together with an official document giving the person's permanent National Insurance number and their name issued by a government agency or a previous employer.
- A current passport endorsed to show that the holder is allowed to stay in the UK and is currently allowed to do the type of work in question.

- A current Biometric Immigration Document (Biometric Residence Permit) issued by the Home Office to the holder which indicates that the named person can currently stay in the UK and is allowed to do the work in question.
- A current document issued by the Home Office to a family member of an EEA or Swiss citizen, and which indicates that the holder is permitted to stay in the United Kingdom for a time limited period and to do the type of work in question.
- A frontier worker permit issued under regulation 8 of the Citizens' Rights (Frontier Workers) (EU Exit) Regulations 2020.
- A current Immigration Status Document containing a photograph issued by the Home Office to the holder with a valid endorsement indicating that the named person may stay in the UK, and is allowed to do the type of work in question, together with an official document giving the person's permanent National Insurance number and their name issued by a government agency or a previous employer.
- A document issued by the Home Office showing that the holder has made an application for leave to enter or remain under Appendix EU to the immigration rules on or before 30 June 2021 together with a Positive Verification Notice from the Home Office Employer Checking Service.
- An Application Registration Card issued by the Home Office stating that the holder is permitted to take the employment in question, together with a Positive Verification Notice from the Home Office Employer Checking Service.
- A Positive Verification Notice issued by the Home Office Employer Checking Service to the employer or prospective employer, which indicates that the named person may stay in the UK and is permitted to do the work in question.

Group 2a Trusted Government Documents	Group 2b Financial & Social History Documents
<ul style="list-style-type: none"> • Current Driving Licence – photo card only (All Countries except Group 1) (Full or Provisional) • Current Driving Licence – paper version (UK / Isle of Man / Channel Islands) (Full or Provisional) • Birth Certificate (UK / Isle of Man / Channel Islands) (Issued after the time of birth) • Marriage / Civil Partnership Certificate (UK / Channel Islands) • HM Forces ID Card (UK) • Fire Arms Licence (UK / Isle of Man / Channel Islands) • Immigration document, work permit or VISA (Issued outside of UK) (Valid only for roles whereby applicant is living and working outside of UK.) 	<ul style="list-style-type: none"> • Mortgage Statement (UK) ** • Bank/Building Society Statement (UK / Channel Islands) * Monzo statements or statements printed from the internet are not acceptable • Bank/Building Society Account Opening Confirmation Letter (UK) * • Credit Card Statement (UK) * • Financial Statement e.g. pension, endowment, ISA (UK) ** • P45/P60 Statement (UK / Channel Islands) ** • Council Tax Statement (UK / Channel Islands) ** • Utility Bill (UK) - Not Mobile Phone * • Benefit Statement (UK) e.g. Child Allowance, Pension * • Document from Central/ Local Government/ Government Agency/ Local Authority giving entitlement (UK / Channel Islands) * e.g. DWP, Employment Service, HMRC, Job Centre, Social Security • EEA National ID Card – must be valid • Cards carrying the PASS accreditation logo (UK / Isle of Man / Channel Islands) – must be valid • Irish Passport Card – must be valid (Cannot be used with an Irish Passport) • Letter from Head Teacher or College Principal (16-19 year olds in full time education in the UK) • Non-UK Bank/Building Society Statement * Branch must be located in the country in which the applicant lives and works • Letter of Sponsorship from future employer Non-UK only – valid only for applicants residing outside UK at time of application
<p>Please note if a document in the List of Valid Identity Documents is:</p> <ul style="list-style-type: none"> • Denoted with * - issued in the last 3 months • Denoted with ** - issued in the last 12 months 	